

DC150E Series

Economy LED Wall Pack

Applications

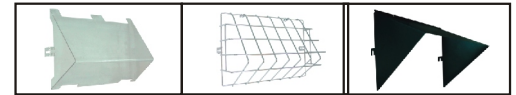
- Security, pathway and perimeter lighting
- Building entryways and walkways

Features

- Sealed die-casting profile for outdoor applications
- Replacing 100-175W MH
- Lumen output from 5300-8100lm
- Multitude of voltage configurations: 100-277V and 347V
- Polycarbonate optical lens with UV stabilizers
- Built-in UL class 2 driver, optional for photocell
- Easy installation, contractor-friendly design
- UL/cUL Wet location listed



Accessories



Vandal Shield
DC150VS

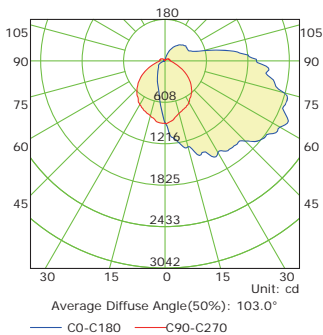
Wire Guard
DC150WG

Visor
DC150SHIELD

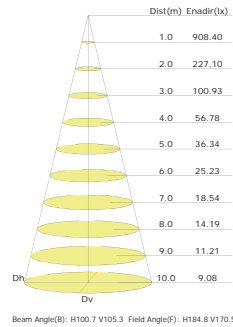
Photometrics

DC150E45W5300LMV50K

Luminous Intensity Distribution Curve

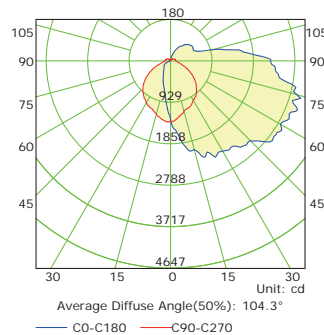


Illuminance at a Distance

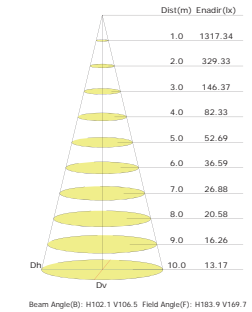


DC150E70W8100LMV50K

Luminous Intensity Distribution Curve

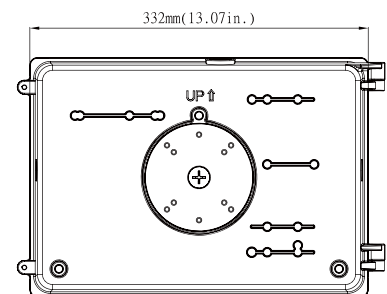
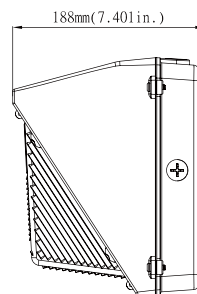
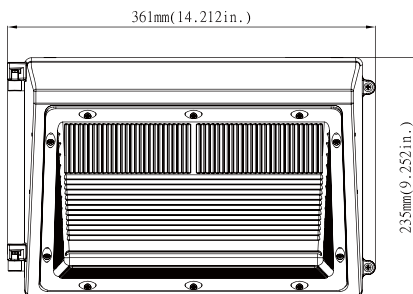


Illuminance at a Distance



Dimensions

All dimensions are inches. Specifications subject to change without notice



ORDERING INFORMATION

Example: DC150E45W5300LMV50K

DC150E	45W5300L	MV	50K
Series	Wattage and Lumen	Driver	Kelvin Temperature
DC150E	45W5300L 45 System Watts, 5300 Delivered Lumens	MV Multi - Volt 120V-277V	50K 5000K
	70W8100L 70 System Watts, 8100 Delivered Lumens		