

CATALOG#: _____
PROJECT: _____
TYPE: _____

Series HSL DFUCLL

ALL-In-One-Retrofit LED Troffer Kits

Convert an existing linear fluorescent fixture to a state-of-the-art Linear LED fixture in minutes with this LED All-In-One Retrofit Kit. Choose from two great styles of Linear LED fixtures that will not only increase lighting performance, save energy and reduce maintenance but provide a fresh new look for the space. The LED Center Basket All-In-One Retrofit provides the look of a popular indirect/direct linear fixture with a special designed reflector and LED lens to provide comfortable, abundant lighting. The Chiclet Retrofit kit provides a luminous pillow styled lens and a high level of lighting with a dramatic appearance. Each kit mounts in minutes with all the LED components neatly engineered in one simple frame that mounts to two side rails that mount between the existing fixture body and the T-bar. Available in 1x4, 2x2 or 2x4 sizes and a variety of wattage, lumens and color temperatures.

CONSTRUCTION


Housing major material involves high quality steel, PC diffuser that helps for cooling and uniformity lighting distribution. The driver is a Class 2 compliant design, featuring low voltage, limited power and is capable of 0-10V dimming as standard. Available in varied watts to fit in different applications. Fixture is 80CRI minimum. Multiple color temperatures, sizes and wattages are available. 5 year limited system warranty. Listed by and bears cETLus label.

MOUNTING

Each kit mounts in minutes with all the LED components neatly engineered in one simple frame that mounts to two side rails that mount between the existing fixture body and the T-bar.

LED ENGINE

Programmable driver changes LED array output to provide different outputs.




DIMENSIONS

- 2x4 - 23.97"W x 48.00"L x 3.65"D
- 2x2 - 23.97"W x 24.00"L x 3.65"D
- 1x4 - 11.99"W x 48.00"L x 3.65"D

FEATURES & BENEFITS

- 80% more energy saving compared with fluorescent lamp
- Classical shap and creative inspiration in its design.
- Lighting the way to your site and maximum savings
- Varieties in color temperature and wattage
- Suitable for dry and damp location
- 50,000 hrs of L70 LED life
- CRI >80
- 0-10 Volt dimmable 120-277V
- Power Factor 0.99
- 5 year warranty.



Mounting Strips



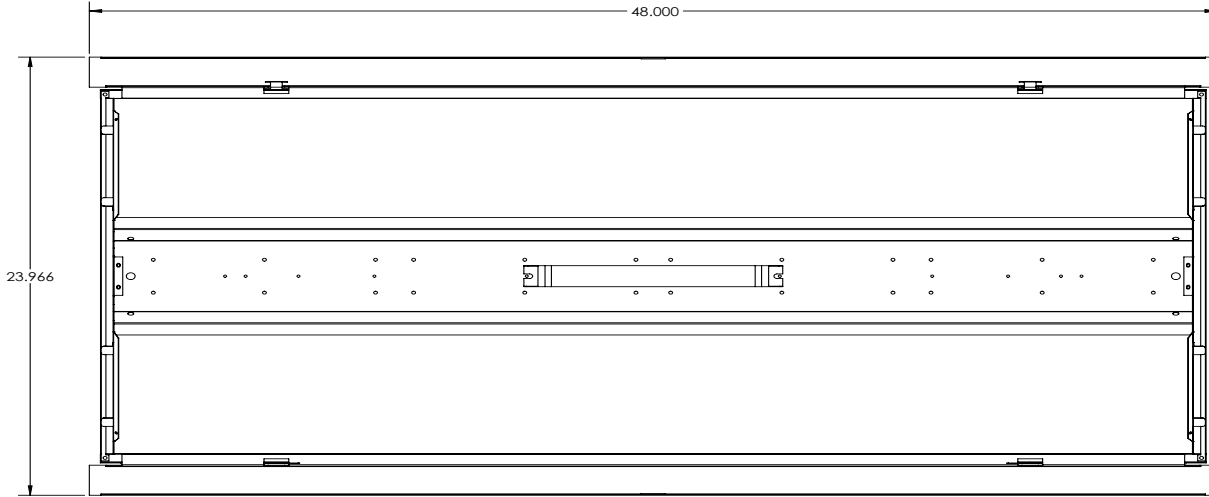
CATALOG#: _____
PROJECT: _____
TYPE: _____

Series HSL DFUCLL

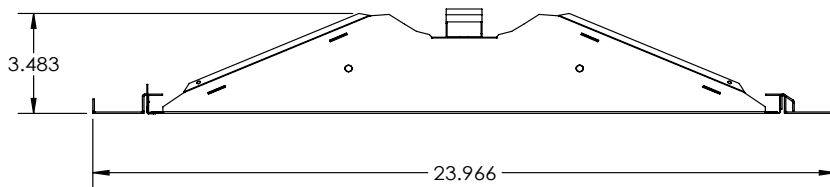
ALL-In-One-Retrofit LED
Troffer Kits

DRAWINGS & IMAGES

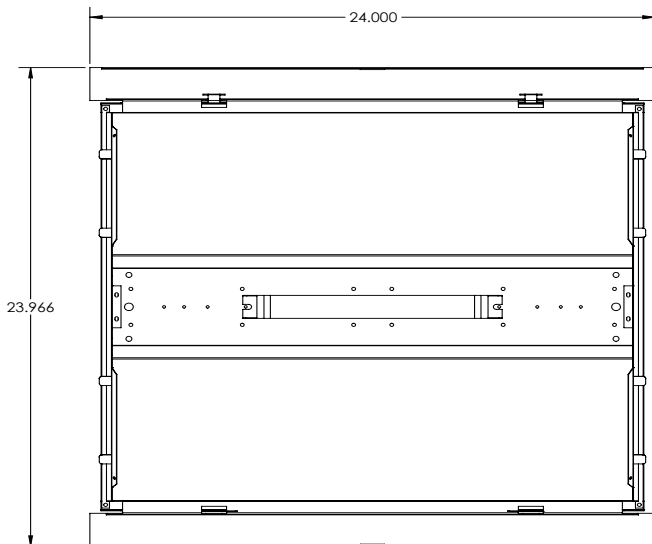
Back 2x4



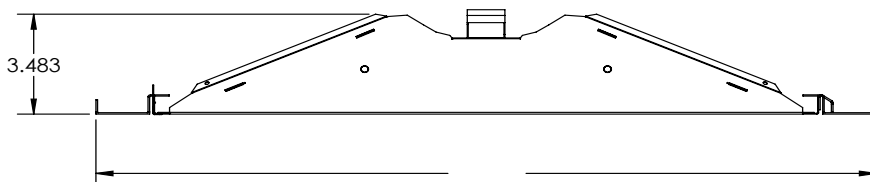
End 2x4



Back 2x2



End 2x2



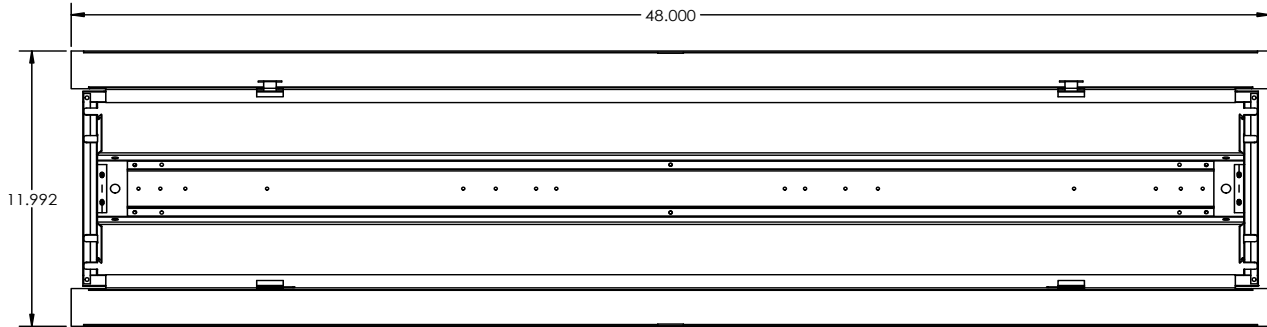
CATALOG#: _____
PROJECT: _____
TYPE: _____

Series HSL DFUCLL

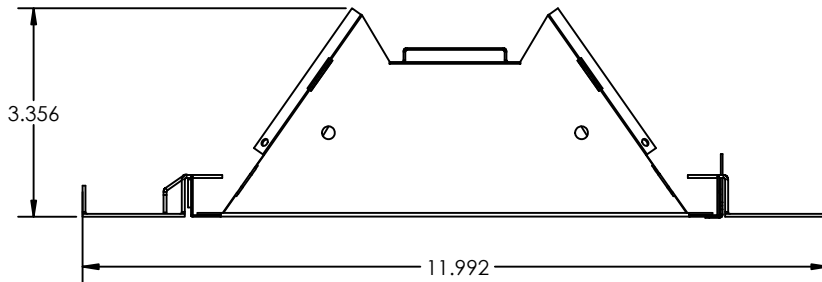
ALL-In-One-Retrofit LED
Troffer Kits

DRAWINGS & IMAGES

Back 1x4



End 1x4



CATALOG# : _____
 PROJECT : _____
 TYPE : _____

Series HSL DFUCLL

ALL-In-One-Retrofit LED Troffer Kits

ORDERING INFORMATION

SERIES	LENGTH	WATTAGE & LUMENS		DRIVER		COLOR	
HSL DFUCLL	24L 2x4	F28W3900L	28 Watts 3900 Lumens	DMV	0-10V Dimming	30K	3000K
		F32W4650L	32 Watts 4650 Lumens			35K	3500K
		F48W6750L	48 Watts 6750 Lumens			40K	4000K
		F57W7800L	57 Watts 7800 Lumens			50K	5000K
		F62W8100L	62 Watts 8100 Lumens				
		_____*	_____*				
	22L 2x2	F15W1900L	15 Watts 1900 Lumens				
		F20W2700L	20 Watts 2700 Lumens				
		F24W3000L	24 Watts 3000 Lumens				
		F28W3350L	28 Watts 3350 Lumens				
		F35W4300L	35 Watts 4300 Lumens				
		F40W4700L	40 Watts 4700 Lumens				
		F45W5100L	45 Watts 5100 Lumens				
	_____*	_____*					
	14L 1x4	F15W1900L	15 Watts 1900 Lumens				
		F20W2700L	20 Watts 2700 Lumens				
		F24W3200L	24 Watts 3000 Lumens				
		F28W3600L	28 Watts 3600 Lumens				
F32W4300L		32 Watts 4300 Lumens					
F40W5100L		40 Watts 5100 Lumens					
F48W5800L		48 Watts 5800 Lumens					
F57W6600L		57 Watts 6600 Lumens					
_____*	_____*						

Note:
 *Programmable LED drivers allow custom configured wattages and corresponding lumens.

We reserve the right to change design, materials, LED's and finish in any way that will not alter installed appearance or reduce function and performance.