

# HSLRB Series

## LED Round Bulkhead

### FEATURES & SPECIFICATIONS

The HSLRB Excel Round Bulkhead is designed to replace HID lighting systems up to 100w MH or HPS. The open door frame allows for maximum light output. Typical applications include office and public buildings, condominiums, schools, shopping malls, and hospitality. Recommended mounting heights are 8 to 20 feet.

#### Housing:

Die cast aluminum housing and open front frame, textured powdercoat finish over a chromate conversion coating, gasketed.

#### Listing & Ratings:

CSA: Listed for Wet Locations, ANSI/UL 1598, 8750  
IP65 Sealed LED Compartment.

#### Finish:

Textured Architectural Bronze Powdercoat Finish Over a Chromate Conversion Coating. Custom Colors Available Upon Request.

#### Lens:

LumaLens Polycarbonate Opal Lens Eliminates LED Hot Spots.

#### Mounting Options:

Surface Mount

#### EasyLED LED:

Aluminum Boards

#### Wattage:

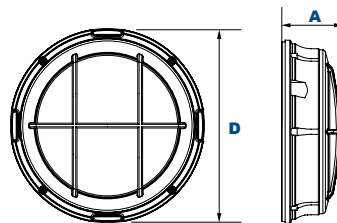
Array: 17w, System: 19.7w (100w HID Equivalent)

#### Driver:

Electronic Driver, 120-277V, 50/60Hz; Dimmable Driver

#### Warranty:

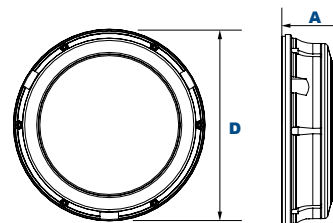
5-Year Warranty for -40°C to +40°C Environment.



**RBG**

#### Dimensions

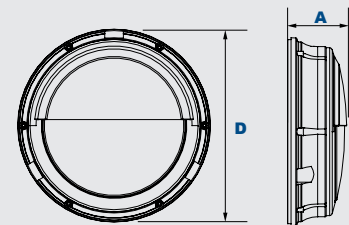
<b>Diameter (D)</b>	12½" (318mm)
<b>Height (A)</b>	4¾" (111mm)



**RBO**

#### Dimensions

<b>Diameter (D)</b>	12½" (318mm)
<b>Height (A)</b>	3 <sup>15</sup> / <sub>16</sub> " (100mm)



**RBH**

#### Dimensions

<b>Diameter (D)</b>	12½" (318mm)
<b>Height (A)</b>	4¾" (111mm)



**RBO**



**RBG**



**RBH**

### ORDERING INFORMATION

PART NUMBER	DESCRIPTIONS
HSL RBO20W2300LDMV50KBZ	Open Frame, 12.5"Dia x 4.375"H, LumaLens, 20W / 2323Lm, 5000K, Bronze Finish
HSL RBG20W1950LDMV50KBZ	Grid Frame, 12.5"Dia x 4.375"H, LumaLens, 20W / 1976Lm, 5000K, Bronze Finish
HSL RBH20W1900LDMV50KBZ	Half Cutoff, 12.5"Dia x 4.375"H, LumaLens, 20W / 1935Lm, 5000K, Bronze Finish