

CATALOG#:

PROJECT:

TYPE:

Series HSL UCLL

LED Low Profile Center Basket Recessed

Low profile LED center lens fixtures are ideal for shallow plenum spaces. Specification grade, direct/indirect center diffuser luminaire provides smooth and uniform ambient lighting for all commercial and industrial buildings with recessed configurations. Reflected light from matte surface provide a softened "sky light" appearance to the modern office environment. Linear ribbed lens encloses the LED array and is designed to maximize efficiency and minimize glare.

CONSTRUCTION

Housing is die-formed and embossed 20 gauge steel. Luminaire body finish is high reflectance baked white enamel, with matte white reflectors. Wiring knockouts are provided on the back of housing and ends of fixture. Center diffuser snaps into place; no tools are required for removal. Diffuser is ribbed acrylic lens providing increased light output. For perforated basket see RDI series.

MOUNTING

Recessed inverted T-Bar ceilings. Grid mount or surface mount



DIMENSIONS

- 1x1 - 11.85"L x 11.85"W x 3.25"H
- 1x2 - 24"L x 12"W x 3.25"H
- 1x4 - 11.7"L x 47.8"W x 3.25"H
- 2x2 - 24"L x 24"W x 3.25"H
- 2x4 - 48"L x 24"W x 3.25"H

FEATURES & BENEFITS

- Direct mimics 'sky light' appearance
- Matte white reflective surfaces for soft, uniform light distribution
- For use in recessed inverted T-Bar or grid ceilings
- Every fixture is individually tested
- Specifically designed lens (C) for LED array to provide enhanced light transmission while minimizing glare and LED diode shadows
- CRI >80 (90 CRI avail.)
- >50,000 hrs of L70 LED life
- 0-10 Volt Dimming 120-277V (120V ELV/Triac avail.)
- Power factor >0.90
- IC Rated for dry and damp locations
- 5 year warranty

CATALOG#: _____
 PROJECT: _____
 TYPE: _____

Series HSL UCLL LED Low Profile Center Basket Recessed

PRODUCT NUMBERS

Factory at your fingertips. Fill in the blanks to create your part number or create a custom configuration.

SERIES	LENS MATERIAL	LENGTH	WATTAGE & LUMENS		DRIVER		COLOR										
HSL UC Center Basket Grid Mount	LL Linear Ribbed Lens	11L**	11.85" x 11.85"	F11W1250L	11 Watts 1250 Lumens	DMV	0-10V Dimming	30K 3000K									
				F22W2500L	22 Watts 2500 Lumens			35K 3500K									
HSL SSUC Center Basket Sensor - On/Off		12L**	12" x 24"	J24W2700L	24 Watts 2700 Lumens	G120	Triac/ELV Dimming at 120V only	40K 4000K									
				J32W3600L	32 Watts 3600 Lumens			50K 5000K									
HSL SVUC Center Basket Bi-Level (xx)		LL Linear Ribbed Lens	14L	11.7" x 47.8"	J32W4300L	32 Watts 4300 Lumens	D1MV	0-10V Dimming (dim to 1%)	(xx) for percentage of light output when not occupied. (required for SV sensor)								
					J40W5250L	40 Watts 5250 Lumens											
					J48W6000L	48 Watts 6000 Lumens											
					J57W6700L	57 Watts 6700 Lumens											
HSL SDUC Center Basket Daylight Harvesting			LL Linear Ribbed Lens	22L	24" x 24"	J20W2450L				20 Watts 2450 Lumens							
						J24W2700L				24 Watts 2700 Lumens							
						J28W3150L				28 Watts 3150 Lumens							
						J32W3600L				32 Watts 3600 Lumens							
	J42W4300L					42 Watts 4300 Lumens											
	24L					24" x 48"				J32W4350L				32 Watts 4350 Lumens			
										J40W5350L				40 Watts 5350 Lumens			
										J48W6100L				48 Watts 6100 Lumens			
J57W6800L		57 Watts 6800 Lumens															

OPTIONS		OPTIONS			
Blank	80 CRI	WP	6 ft. 3 wire 18 gauge whip	GK1	Single gasket (lens to door frame)
90	90 CRI	WP4	6 ft. 4 wire 18 gauge whip (non dimming EM)	GK2	Double gasket (lens/frame + frame to troffer)
		WP5W	6 ft. 5 wire 18 gauge whip	GK3	Triple gasket (lens/frame + frame/troffer + troffer to T-grid)
		WP6W	6 ft. 6 wire 18 gauge whip (dimming EM)	FIK1x4	6 ft. 3 wire 18 gauge whip
		EM	10W Emergency battery backup	FIK2x2	6 ft. 3 wire 18 gauge whip
		EM12	12W Emergency battery backup (2x4 only or remote)	FIK2x4	6 ft. 3 wire 18 gauge whip
		EM20	20W Emergency battery backup (remote only)	CP	6 ft. 3 wire 18 gauge whip

Note:

*Programmable LED drivers allow custom configured wattages and corresponding lumens.

** Remote EM only. Not available for sensor options.

We reserve the right to change design, materials, LEDs and finish in any way that will not alter installed appearance or reduce function and performance.

2055 Luna Rd. Suite 142 Carrollton, TX 75006

Phone: 972-247-3171 ext 2056

www.litetechnology.com email: info@litetechnology.com

REV 10/01/2019

CATALOG# : _____
 PROJECT : _____
 TYPE : _____

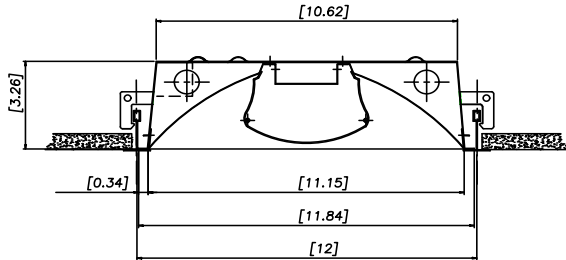
Series HSL UCLL

LED Low Profile Center Basket
 Recessed

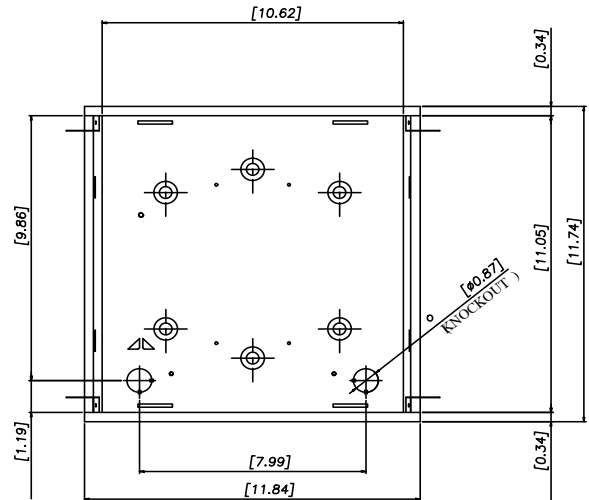
DRAWINGS & IMAGES

SIDE

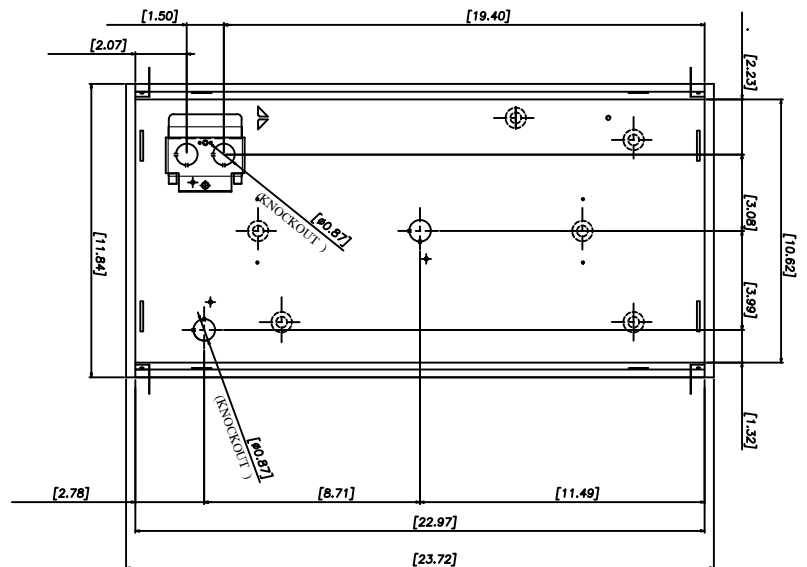
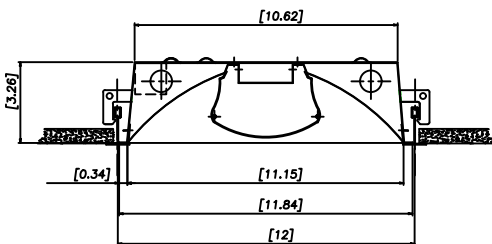
1X1



BACK



1X2



CATALOG# : _____
 PROJECT : _____
 TYPE : _____

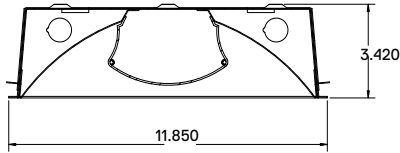
Series HSL UCLL

LED Low Profile Center Basket
 Recessed

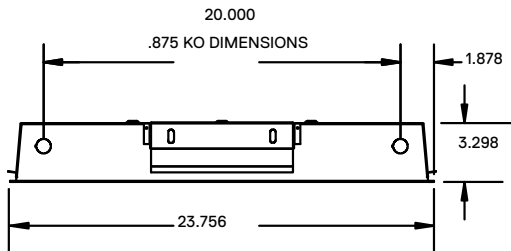
DRAWINGS & IMAGES

SIDE

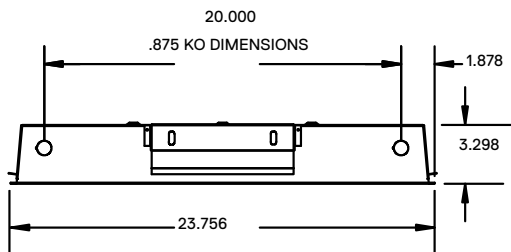
1x4





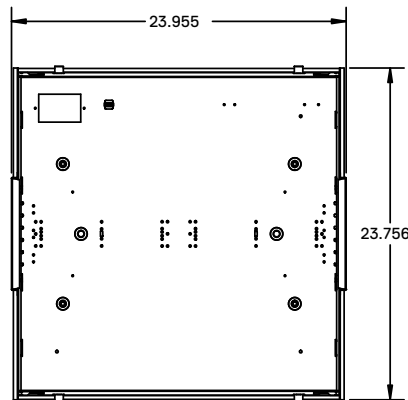
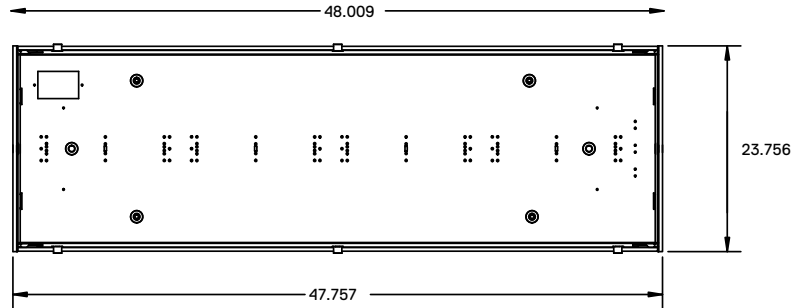
2x2



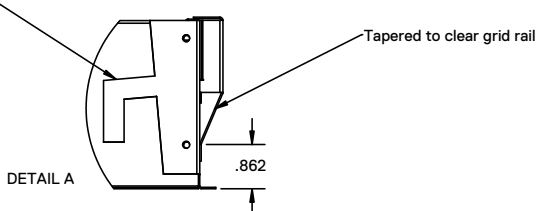
2x4



BACK



Bend out to engage earthquake hook



Replacement Lens Information

SERIES	DESCRIPTIONS
0UCLL1x4	Replacement lens for 1x4
0UCLL2x2	Replacement lens for 2x2
0UCLL2x4	Replacement lens for 2x4

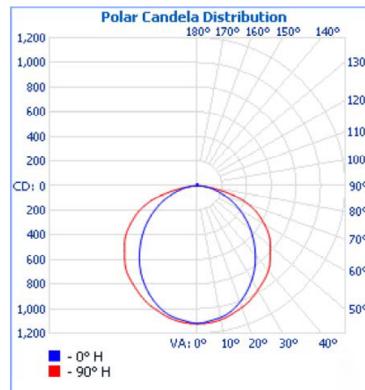
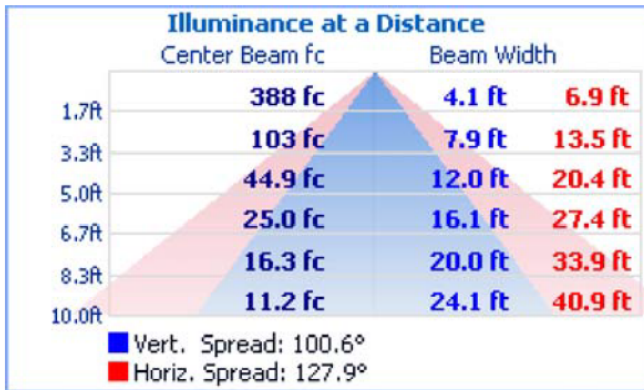
CATALOG# : _____
 PROJECT : _____
 TYPE : _____

Series HSL UCLL

LED Low Profile Center Basket Recessed

Photometric

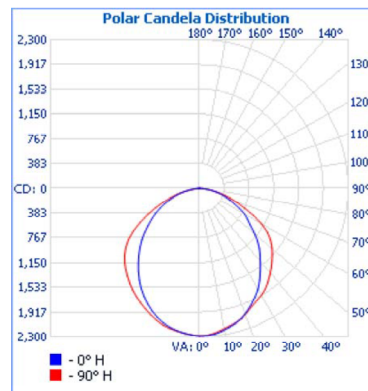
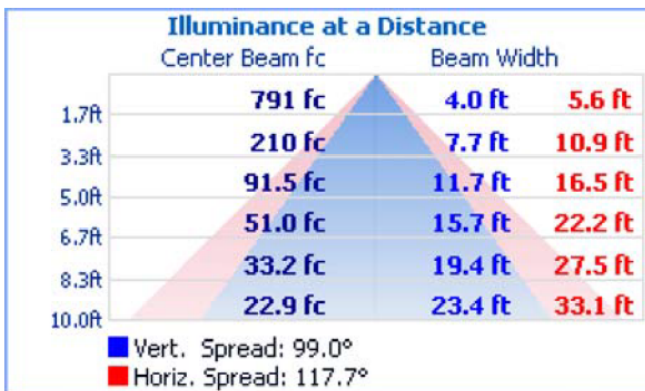
2x2-HSLUCLL22LJ28W3150LDMV40K



Zonal Lumen Summary

Zone	Lumens	% Lamp	% Luminaire
0-30	861.7	26.8%	26.3%
0-40	1,408.0	43.8%	43%
0-60	2,507.8	78%	76.7%
60-90	740.1	23%	22.6%
70-100	318.9	9.9%	9.7%
90-120	6.6	0.2%	0.2%
0-90	3,247.9	101%	99.3%
90-180	23.4	0.7%	0.7%
0-180	3,271.3	101.7%	100%

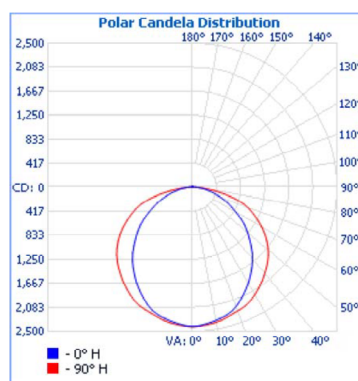
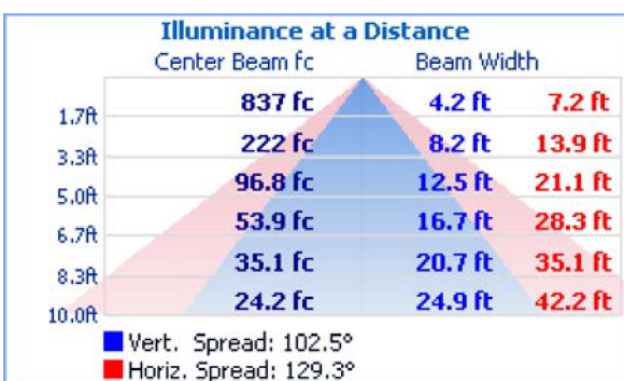
1x4-HSLCLL14LJ48W6000LDMV40K



Zonal Lumen Summary

Zone	Lumens	% Luminaire
0-30	1,732.1	28%
0-40	2,812.3	45.4%
0-60	4,942.0	79.8%
60-90	1,247.5	20.1%
70-100	501.2	8.1%
90-120	1.6	0%
0-90	6,189.4	100%
90-180	1.6	0%
0-180	6,191.0	100%

2x4-HSLUCLL24LJ57W6800LDMV40K



Zonal Lumen Summary

Zone	Lumens	% Luminaire
0-30	1,873.1	25.7%
0-40	3,074.1	42.2%
0-60	5,519.6	75.8%
60-90	1,761.3	24.2%
70-100	800.3	11%
90-120	1.6	0%
0-90	7,280.9	100%
90-180	2.5	0%
0-180	7,283.4	100%

CATALOG# : _____
 PROJECT : _____
 TYPE : _____

Series HSL UCLL

LED Low Profile Center Basket
 Recessed

Listed Items

ITEM NUMBER		
UCLL14LJ32W4300LDMV30K	UCLL22LF28W3500LDMV30K(WP,EM)	UCLL24LF28W2700LDMV30K
UCLL14LJ32W4300LDMV35K	UCLL22LF28W3500LDMV35K(WP,EM)	UCLL24LF32W3450LDMV30K
UCLL14LJ32W4300LDMV40K	UCLL22LF28W3500LDMV40K(WP,EM)	UCLL24LF32W3450LDMV35K
UCLL14LJ32W4300LDMV50K	UCLL22LF28W3500LDMV50K(WP,EM)	UCLL24LF32W3450LDMV40K
UCLL14LJ40W5250LDMV30K	UCLL22LF30W3600LDMV30K(WP,EM)	UCLL24LF32W3450LDMV50K
UCLL14LJ40W5250LDMV35K	UCLL22LF30W3600LDMV35K(WP,EM)	UCLL24LF48W4800LDMV30K
UCLL14LJ40W5250LDMV40K	UCLL22LF30W3600LDMV40K(WP,EM)	UCLL24LF48W4800LDMV35K
UCLL14LJ40W5250LDMV50K	UCLL22LF30W3600LDMV50K(WP,EM)	UCLL24LF48W4800LDMV40K
UCLL14LJ48W6000LDMV30K	UCLL22LJ24W2700LDMV30K	UCLL24LF48W4800LDMV50K
UCLL14LJ48W6000LDMV35K	UCLL22LJ24W2700LDMV35K	UCLL24LF57W5400LDMV30K
UCLL14LJ48W6000LDMV40K	UCLL22LJ24W2700LDMV40K	UCLL24LF60W6000LDMV30K
UCLL14LJ48W6000LDMV50K	UCLL22LJ24W2700LDMV50K	UCLL24LJ32W4350LDMV30K
UCLL14LJ57W6700LDMV30K	UCLL22LJ28W3150LDMV30K	UCLL24LJ32W4350LDMV35K
UCLL14LJ57W6700LDMV35K	UCLL22LJ28W3150LDMV35K	UCLL24LJ32W4350LDMV40K
UCLL14LJ57W6700LDMV40K	UCLL22LJ28W3150LDMV40K	UCLL24LJ32W4350LDMV50K
UCLL14LJ57W6700LDMV50K	UCLL22LJ28W3150LDMV50K	UCLL24LJ40W5350LDMV30K
UCLL22LF20W2450LDMV30K(WP,EM)	UCLL22LJ32W3600LDMV30K	UCLL24LJ40W5350LDMV35K
UCLL22LF20W2450LDMV35K(WP,EM)	UCLL22LJ32W3600LDMV35K	UCLL24LJ40W5350LDMV40K
UCLL22LF20W2450LDMV40K(WP,EM)	UCLL22LJ32W3600LDMV40K	UCLL24LJ40W5350LDMV50K
UCLL22LF20W2450LDMV50K(WP,EM)	UCLL22LJ32W3600LDMV50K	UCLL24LJ48W6100LDMV30K
UCLL22LF24W3000LDMV30K(WP,EM)	UCLL22LJ42W4300LDMV30K	UCLL24LJ48W6100LDMV35K
UCLL22LF24W3000LDMV35K(WP,EM)	UCLL22LJ42W4300LDMV35K	UCLL24LJ48W6100LDMV40K
UCLL22LF24W3000LDMV40K(WP,EM)	UCLL22LJ42W4300LDMV40K	UCLL24LJ48W6100LDMV50K
UCLL22LF24W3000LDMV50K(WP,EM)	UCLL22LJ42W4300LDMV50K	UCLL24LJ57W6800LDMV30K