

Series HSL UDLL QUIK LED

X1 / EI \neq >76

LED Low Profile Dual Lens Recessed or Surface Mount

The HSL UDLL QUIK (X1) Series is a Low Profile Dual Lens Fixture. This is also available in a: Dual Perforated Basket Option. This series is ideal for shallow plenum spaces. Specification grade, direct dual diffuser luminaire provides smooth and uniform lighting for all commercial and industrial spaces with recessed configurations. Reflected light from matte surface provides a softened "sky light" appearance to enhance and create the feeling of a modern office environment.

The QUIK LED / X1 LED UDLL Series utilizes efficient LED T8 lamps that provide great lumen output and energy savings. QUIK LED / X1 LED fixtures are UL Listed with the latest LED T8 Bypass lamps. Since they don't require any ballast or driver the only component that will ever need changing is the LED T8 lamp. The lamps are warrantied for five years. Unlike the HSL UDLL series that utilize LED arrays and drivers these fixtures have the flexibility to change wattage, lumens, and color temperature simply by changing the lamps without the need to call a licensed electrician. Simple, Easy & Long Lasting!

CONSTRUCTION

Housing is die-formed and embossed code 20 gauge steel. Luminaire body finish is high reflectance baked white enamel, with matte white reflectors. Wiring knockouts are provided on the back of housing.

LAMP SPECIFICATIONS

Our T8 LED Lamps are available in 2 and 4 ft Sizes in different wattages, lumens and color temperatures. Savegreen Lighting is a premier supplier of LED T8 Lamps and makes a variety of Bypass T8 LED Lamps to meet the needs of your special application. See lamp options and specs at: www.savegreenlighting.com

Emergency Options:

The standard X1 LED Lamps require an inverter or an All-in-one emergency kit that includes LED array, battery and driver. Dimmable T8 LED with external driver works with standard LED EM. For a 5 watt inverter that is similar to adding a 500 Lumen emergency in a conventional fluorescent fixture, add "INV5W" to the end of the item number. This will allow 5 watts of one lamp to work in emergency mode. Or add "EMKT12" to the end of the item number to get a 12W stand alone emergency kit in the fixture that comes with a driver, battery and small LED array that works in Emergency mode. See emergency options and specs at LITEtechnology.com

X1 / EI \neq >76

The Simple LED Solution



SG
Inside

DIMENSIONS

2x2 - 24"W x 24"L x 3.50"D

2x4 - 24"W x 48"L x 3.50"D

FEATURES & BENEFITS

- Matte white reflective surfaces for soft, uniform light distribution
- For use in recessed inverted T-Bar or grid ceilings
- CRI >80
- 5 year warranty

MOUNTING

Recessed or surface mount, consult with factory for options.

Optional Dimming Options:

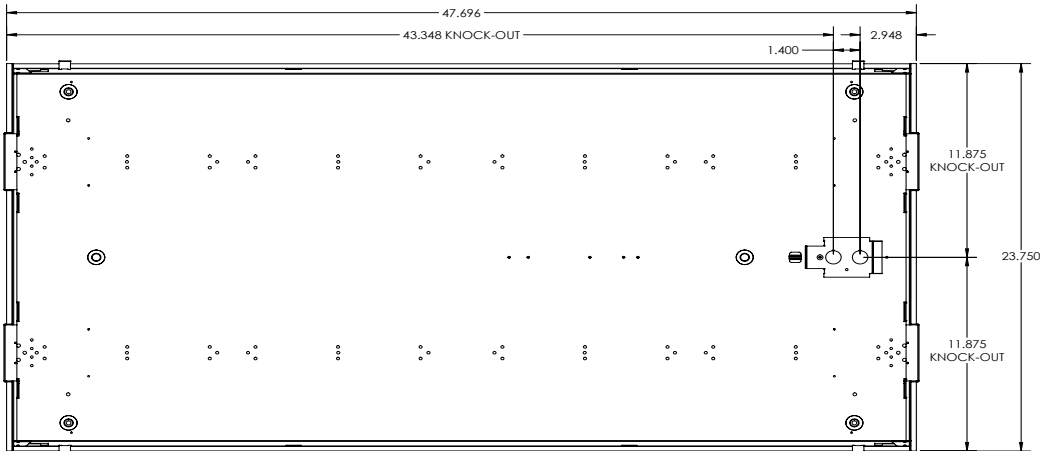
The 4 FT lamps are available with two dimming options; Specially designed dimming lamps require an external driver that runs 1 or 2 lamps. So more than 2 lamps require multiple external drivers or Consult for Bypass Type B lamps that can be dimmed without any external driver and dim with standard 2 wire dimming. See dimming options and specs at www.savegreenlighting.com

Series HSL UDLL QUIK LED

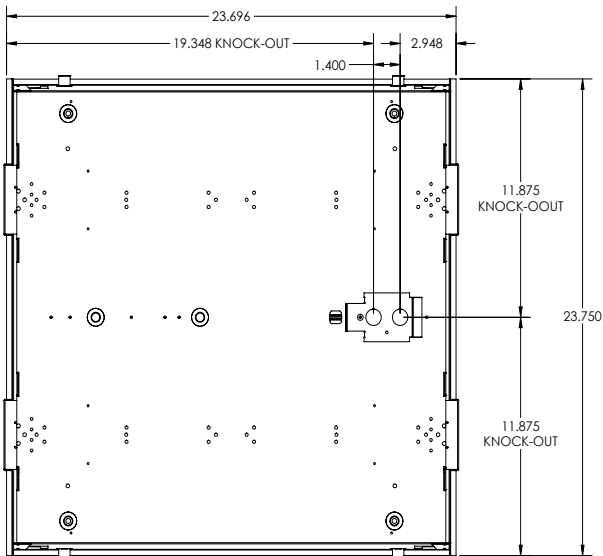
LED Low Profile Dual Lens
Recessed or Surface Mount

DRAWINGS & IMAGES

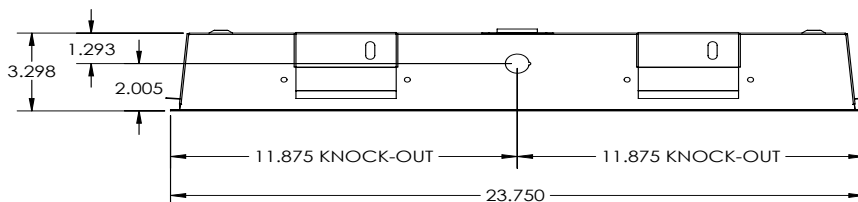
Back 2x4



Back 2x2



End



Series HSL UDLL QUIK LED

LED Low Profile Dual Lens

Recessed or Surface Mount

Ordering Options

Fixtures below include LED T8 Lamp LT8ABP48L18W2250LXXK. For Other Lamp Options See below and Replace LNXXX with short code below. Specify without Lamps by removing LNXXX.

| ITEM NO. | DESCRIPTION |
|---------------------|---|
| HSLUDLL217X1LN9W40 | 2ft. 2100 Lumens: Recessed Dual Lens 2x9 watt LED Lamps Included |
| HSLUDLL232X1LN18W40 | 4ft. 4500 Lumens: Recessed Dual Lens 2X18 watt LED Lamps Included |

Change 40 to 35 or 50 for different Kelvin. Change Lamp Wattage to 15 W on 4ft.

FOR DIMMABLE VERSION: Change X1 to JLDMMV and LN18W to LN18D

LN18W40 - Lamp Specification

50,000 Hour Life with 5 Year Warranty
Beam Angle 140 Degree
Aluminum Base and Aluminum Housing with Glass Cover
Operating Temperature: - 20C to 50C
Color Temperature: 3500K, 4000K, 5000K
G13 Pins (Same as Fluorescent Linear T8 Bipin)
AC100 – 277V without Ballast
Single Ended or Double Ended Power (If not specified use X1 Single Ended Power)

For 5W Inverter Emergency, Add INV5 at the End of Item Number. Or, Add KT-EMRG-12-1200-K1 for EM Kit.. For other options consult LITE sales.

For fixtures wired for double ended lamps, change X1 to X2 and see the Savegreen Lamps below for the proper Double Ended Lamp.

For fixtures without lamps included, remove the "LNXXX" at the end of the item number and have X1 or X2 for Single or Double Ended wiring.

Savegreen T8 or T5 LED Lamp Options

To include one of these lamps in fixture, remove "LNXXX" and add Savegreen Inside code below.

(See www.savegreenlighting.com for specification sheets or more information on these lamp options.)

| VERSION | SAVEGREEN INSIDE | SAVEGREEN ITEM NO. |
|--------------|------------------|------------------------|
| Popular | SGB15W35 | LT8BG48L15W1740LXXK |
| Standard | SGS29W35 | LT8BGC24L9W1050LXXK |
| Standard | SGS312W35 | LT8BGC36L12W1200LXXK |
| Standard | SGS15W35 | LT8BGC48L15W1740LXXK |
| Premium | SGP12W35 | L10T8BGC48L12W1750LXXK |
| Premium | SGP15W35 | L10T8BGC48L15W2000LXXK |
| Premium | SGP18W35 | L10T8BGC48L18W2500LXXK |
| High Output | SGH26W40 | LT8BGC48L26W3500LXXK |
| Double Ended | SGD18W35 | LT8BDGC48L18W2100LXXK |
| T5HO | SGT525W40* | LT5BG46L25W3300LXXK |
| Magic | SGM18W35K | LT8ABP48L18W2250LXXK |
| Magic | SGM18W35K | LT8ABP48L15W1875LXXK |
| Magic | SGM215W35K | LT8ABP24L15W1875LXXK |

Change 35 to 40 or 50 for different Kelvin.
*For T5, CCT 40K and 50K available.



Consult Factory for Dimmable Lamp Options. Dimmable lamps that operate on Drivers carry a 5 year Warranty.

Special
WARRANTY

Consult Lite for Options