

X1LED

HSL HBT SERIES

Premier Full Body High Bay



This QUIK LED/X1LED, high efficiency high bay is a premium performance fixtures for medium and low ceiling applications. This is ideally suited for warehouses, manufacturing plants, sports facilities and retail spaces. A precision-formed reflector system available in either highly reflective mirror or enhanced white reflector achieve maximum light output for ceilings from 15 feet to 25 feet. The unique lamp arrangement is ideal for wide area lighting to put the light exactly where you need it with less fixtures. The X1LED high bay fixtures utilize efficient LED T8 lamps that provide high lumen output and great energy savings. Since they don't require any ballast or driver the only component that will ever need changing is the LED T8 lamp. The lamps are warranted for five years. Unlike high bay fixtures that utilize LED arrays and drivers these fixtures have the flexibility to change wattage, lumens, and color temperature simply by changing the lamps without the need to call a licensed electrician. Based on ceiling height, these fixtures can replace an HID high bay using half of the wattage. Surface, pendant, chain or stem mounting. Highest quality materials and workmanship.

LAMP

4, 6, 8, 10 or 12 lamp positions

CONSTRUCTION

Housing is 22 gauge prepainted steel. Air vents surround the ballast and lamps in the back of the fixture to maximize lamp and ballast performance, reliability and life. High reflective mirror or enhanced white reflectors are computer designed to maximize photometric performance and put the light where you need it. Reflector snaps into fixture with no tools and is easily removable for ballast maintenance. Access plate in the back makes wiring fast and hassle-free. Back of fixture is designed with built-in mounting holes for tong hanger, cable kit and surface mount. Uplight slots are optional to add uplight. Integral Occupancy Sensor is optional on 6 light series which is ideal for wire guard applications.

Ordering Options

(Fixtures below include LED T8 Lamp LT8ABP48L18W2250LXXK. For Other Lamp Options See below and Replace LN18W50 with short code below. Specify without Lamps by removing LN18W50)

ITEM NO.	DESCRIPTION	Accessories
HBT432M23X1LN18W50	High Bay 48 inch 8400 Lumens w/4x18W LED T8 5000K Lamps Included	Cord: Specify Length C6' or C8' or C10'
HBT632M23X1LN18W50	High Bay 48 inch 12600 Lumens w/6x18W LED T8 5000K Lamps Included	2 - Part Y Toggle Hanging Kit - GT310A
		EM - See Keystone EM Battery below

Change 50 to 35 or 40 for different Kelvin. Change Lamp Wattage to 15W on 4FT.
For 5W Emergency, Add INV5 at the End of Item Number for KTEMRGLED5500AC.

QUIK LED

The most economical, practical and user friendly series of LED fixtures with the energy savings, quality of light, long life and hassle-free maintenance. X1 LED fixtures are UL Listed with the latest LED T8 Bypass lamps. Fixtures provide over 44% energy savings over comparable fluorescent fixtures utilizing less expensive fixtures than the fluorescent version (no ballast required) and have flexibility to change wattage and color temperature any time. Fixture performance will evolve over time with the evolution of the T8 LED lamp technology. Concerned about maintenance with an LED array and driver fixture, X1 LED solves that by utilizing a self contained LED lamp that fits into fixture just like a fluorescent lamp.

Lamp Specifications:

Our T8 LED lamps are available in 2 or 4 ft sizes in different wattage, lumens and color temperature options.

- 50,000 Hour Life with 5 Year Warranty
- Beam Angle 140 Degree
- Aluminum Base and Aluminum Housing with Glass Cover
- Operating Temperature: - 20C to 50C
- Color Temperature: 3500K, 4000K, 5000K
- G13 Pins (Same as Fluorescent Linear T8 Bipin)
- AC100 – 277V without Ballast
- Single Ended or Double Ended Power (If not specified use X1 Single Ended Power)

Optional Dimming Options:

The 4 FT lamps are available with a dimming option. Specially designed dimming lamps require an external driver that runs 1 or 2 lamps. So more than 2 lamps require multiple external drivers.

Emergency Options:

The standard X1 LED Lamps require an inverter or an All-in-one emergency kit that includes LED array, battery and driver. Dimmable T8 LED with external driver works with standard LED EM it.

SIZE W x L x H in inches

- 4 lamp: 13.38W x 48.5L x 4.25Dp
- 6 lamp: 18.50W x 48.5L x 4.25Dp

*Dimensions are slightly different with Door Frame Option



Catalog Number:
Notes:

HSL HBC SERIES

Premier Full Body High Bay



X1LED

Savegreen T8 or T5 LED Lamp Options

(See www.savegreenlighting.com for specification sheets or more information on these lamp options.)

VERSION	SAVEGREEN INSIDE	SAVEGREEN ITEM NO.
Popular	SGB15W35	LT8BG48L15W1740LXXK
Standard	SGS29W35	LT8BGC24L9W1050LXXK
Standard	SGS312W35	LT8BGC36L12W1200LXXK
Standard	SGS15W35	LT8BGC48L15W1740LXXK
Premium	SGP12W35	L10T8BGC48L12W1750LXXK
Premium	SGP15W35	L10T8BGC48L15W2000LXXK
Premium	SGP18W35	L10T8BGC48L18W2500LXXK
High Output	SGH26W40	LT8BGC48L26W3500LXXK
Double Ended	SGD18W35	LT8BDGC48L18W2100LXXK
T5HO	SGT525W40*	LT5BG46L25W3300LXXK
Magic	SGM18W35K	LT8ABP48L18W2250LXXK
Magic	SGM18W35K	LT8ABP48L15W1875LXXK
Magic	SGM215W35K	LT8ABP24L15W1875LXXK

Change 35 to 40 or 50 for different Kelvin.
*For T5, CCT 40K and 50K available.



Catalog Number:
Notes:



KT-EMRG-LED-5-500-AC

CONSTANT WATTAGE LED EMERGENCY BACK-UP



DESCRIPTION

LED Emergency Back-Up Driver | Standard Side Exit Wire Leads | 5W Output

DRIVER TYPE: Constant Wattage LED Emergency

MAX. OUTPUT POWER: 5W

INPUT VOLTAGE: 120-277Vac $\pm 10\%$

OUTPUT VOLTAGE: 40-300Vdc

OUTPUT CURRENT: Load Dependant

WARRANTY: 5 Years

PRODUCT FEATURES

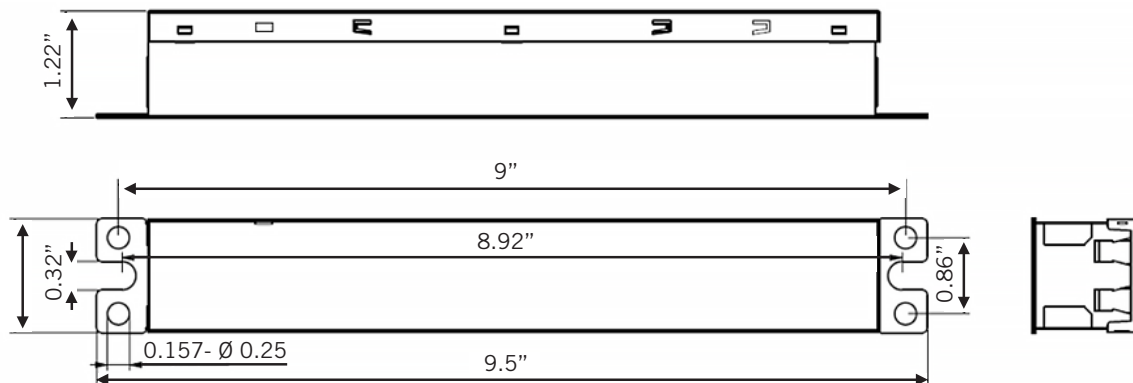
- Optimized for Keystone Single Ended Direct Drive LED tubes.
Contact Keystone for details on functioning with other Type B LED tubes
- Illuminates entire LED load at reduced output under emergency mode
- One Piece Design with Metal Housing
- 2 -in- 1 LED test switch and indicator light included
- Evaluated to UL 924 requirements
- 90 Minute operation in Emergency Mode
- UL Listed
- Operating Temperature: 32°F/0°C to 122°F/50°C
- Input Frequency: 50/60 Hz
- Maximum Load of 50W

ELECTRICAL SPECIFICATIONS

Family	INPUT CHARACTERISTICS			OUTPUT CHARACTERISTICS			
	Input Voltage	Power Factor	Max. Current	Max. Output Power	Rated Output Current	Output Voltage	LED Module Included
5W	120-277Vac	≥ 0.35	100mA @120V	5W	Load Dependent	40~300Vdc	No

Emergency pack designed to deliver 5W to a constant current LED load. Approximate output is 500 lumens assuming a nominal minimum efficacy of 100lm/W.

PHYSICAL SPECIFICATIONS

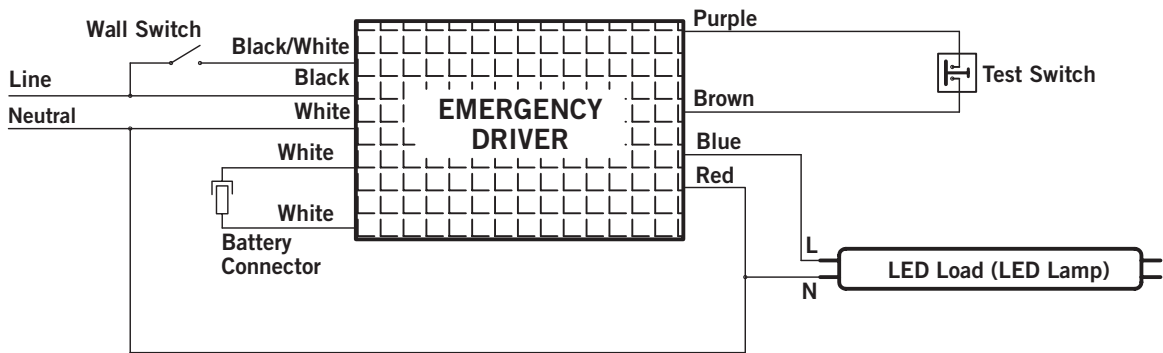
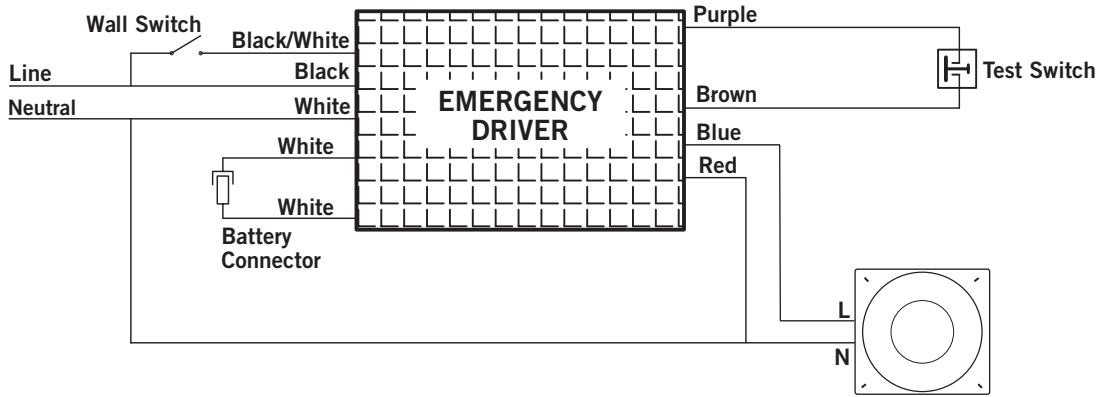




KT-EMRG-LED-5-500-AC

CONSTANT WATTAGE LED EMERGENCY BACK-UP

WIRING DIAGRAM



ORDERING INFORMATION

ORDER CODE	DESCRIPTION	PACKAGING STYLE	PACK QTY.	ITEM STATUS
KT-EMRG-LED-5-500-AC-IP	1-Piece LED Emergency Back Up with Standard Side Exit Wire Leads	Individually Packaged	1	Active

CATALOG NUMBER BREAKDOWN

KT-EMRG-LED-5-500-AC

